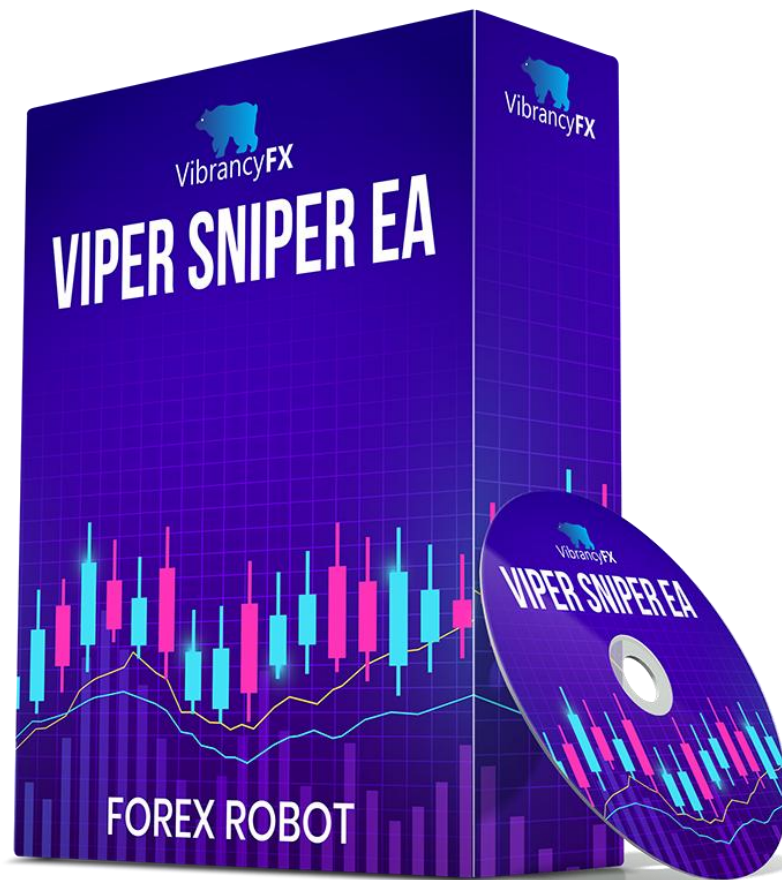


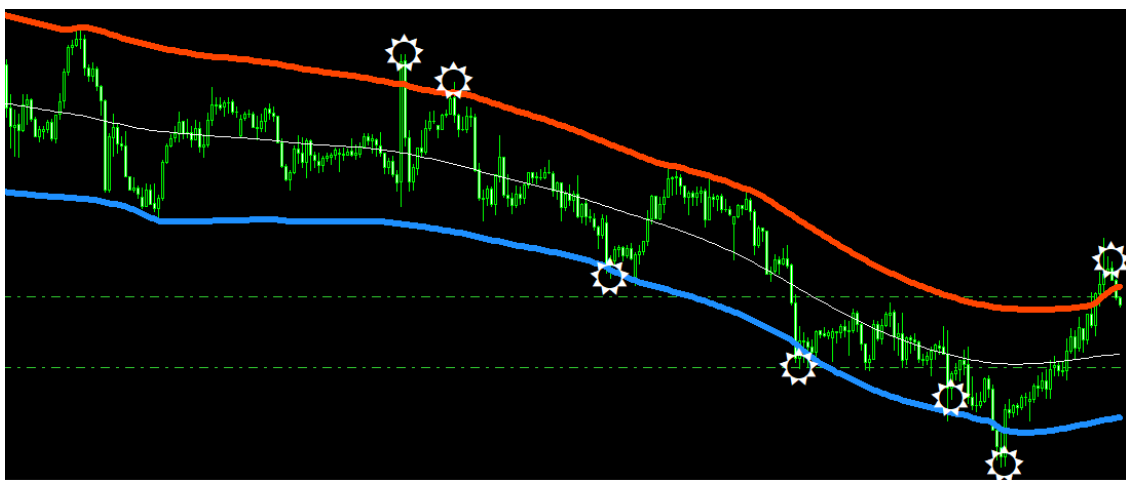
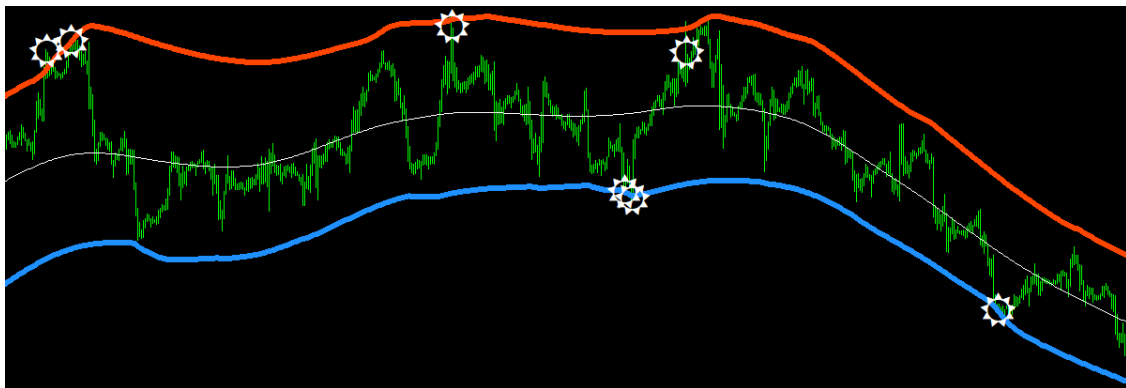
# The Viper Sniper EA



The Viper Sniper EA is a swing trading expert advisor that uses an interpolated version of the Bollinger band to generate signals and candlestick confirmation to enter the trade.

## Indicator Overview

The Viper Sniper accept swing signals from the indicator and uses built in confirmation rules to enter the trades buy or sell.




The indicator is an interpolated version of the Bollinger band used to identify strong buy or sell areas on the chart based on price action.

# Viper Sniper EA Settings

The EA is loaded with features to allow custom trading strategies or you can load the set file provided change a few things and start trading.

Variable	Value
====SET NAME====	Viper Sniper
====GENERAL SETTINGS====	====SECTION 1====
Trade Direction	Both
Lot Size	0.01
Max Orders per signal	3
Max Orders per chart	5
Magic Number	20131111
TP in pips	30
SL in pips	20
Enable Order Update	true
Trailing SL	false
Activate	30
SL Start	20
SL Step	1
SL to Entry	false
SL to Entry pips	10.0
====ORDER SETTINGS====	====SECTION 2====
Order type	PENDING
Distance Measurement	TOP
Pending Order Distance	30.0
Entry Modification	true
Allow Forced exit	true
Delete Limit Order Candles	3
Delay Time (second)	300
Trade Comment	Viper Sniper EA 1.00
Slippage	3
Candlestick filter (market order only)	true
Candlestick timeframe	current
Candlestick size threshold min pips	20.0
Candlestick size threshold max pips	50.0
Candlestick filter (pending order only)	true
Candlestick size threshold max pips(pending orde...	50.0
====TRADING SCHEDULE====	====SECTION 3====
Base Time for Schedule	Server time

Expert - Viper Sniper EA 20.00

Variable	Value
 =====TRADING SCHEDULE=====	=====SECTION 3=====
 Base Time for Schedule	Server time
 Monday Trade	true
 Tuesday Trade	true
 Wednesday Trade	true
 Thursday Trade	true
 Friday Trade	true
 Saturday Trade	false
 Sunday Trade	false
 Start Time	01:00
 End Time	23:00
 Close all trades	true
 Day	Friday
 Time	01:00
 =====TECHNICAL SETTINGS=====	=====SECTION 4=====
 TimeFrame	current time frame
 HalfLength	55
 Price	6
 BandsDeviations	2.5
 =====RSI SETTINGS=====	=====RSI SETTINGS=====
 Use RSI Filter	true
 RSI timeframe	current
 RSI period	14
 RSI applied price	Close price
 RSI Upper Limit	60.0
 RSI Lower Limit	40.0
 =====ADX SETTINGS=====	=====ADX SETTINGS=====
 Use ADX Filter	true
 ADX timeframe	current
 ADX Period	5
 ADX price Type	Weighted price
 ADX Min value	25.0
 =====PROFIT SETTINGS=====	=====SECTION 5=====
 Use account take profit	true

Expert - Viper Sniper EA 20.00

Variable	Value
 ADX Min value	25.0
 =====PROFIT SETTINGS=====	=====SECTION 5=====
 Use account take profit	true
 Account Goal	220000.0
 Daily Target	1000.0
 Weekly Target	5000.0
 Monthly Target	20000.0
 =====ACCOUNT PROTECTION=====	=====SECTION 6=====
 Account Stop Loss	190000.0
 Equity Protector	true
 Ep Amount	5000.0
 EP Auto Resume	Next Day
 =====News Filter Settings=====	=====SECTION 7=====
 Close Trades On News	true
 News Filter ?	false
 Minutes before news	60
 Minutes after news	60
 IncludeHighNews	true
 IncludeMediumNews	false
 IncludeLowNews	false
 =====ACCOUNT PROTECTION=====	=====SECTION 8=====
 Use Recovery Algo?	true
 Spacing requirement (pips)	10
 New TP (in pips)	5
 Lot size factor	1.5
 Max Ladder	15
 =====DASHBOARD DISPLAY=====	=====DASHBOARD DISPLAY=====
 Show/Hide Dashboard	true
 Dashboard box color:	<input type="checkbox"/> WhiteSmoke
 Dashboard title box color	<input checked="" type="checkbox"/> 143,188,143
 Title font size:	13
 Subtitle font size:	9
 Title color:	<input type="checkbox"/> White
 Subtitle Title color:	<input checked="" type="checkbox"/> Red

## Strategy Explained

The Viper Sniper EA can trade many different strategy on different timeframes but we found that the 1H & 4H timeframe is best for swing trade opportunities.

### Strategy 1

- EA gets a buy signal from the indicator.
- The EA check the candlestick for confirmation
- The EA places a buy stop/ pending order 25 pips above the signal
- The market buys and activates the buy order.
- The Buy order in 20 pips in profit
- The EA move SL to entry to protect the trade
- The market continues to buy up trend and hit TP

EA exit the trade and wait until it gets another signal before it enters back the market.

**NOTE:** in cases where the market doesn't hit TP and reverse the SL to entry will close the trade, if the market turn before SL to entry is activated a recovery algo is built in the EA to change the TP and allow the EA to close the trade in smaller profit than the original swing TP.

## Strategy 2

- EA gets a buy signal from the indicator.
- The EA check the candlestick for confirmation
- The EA enters a market order immediately with a small TP.
- The market buys and hit the 20 pips TP within a few hours.

EA exit the trade and wait until it gets another signal before it enters back the market.

The trader can dive deeper in the EA and completely understand all the features and set ups an set the EA to trade 1 swing trade for the week or 10 smaller trades per day, in our VIP community we show you everything and help you to design your own trading strategy for your pairs and your trading style.

## **Backtesting Results**

We have developed a leaderboard with basic set files to get you up and running quickly, take a look at some of our backtesting results. We have been testing from January 2021 to April 2023. The market conditions are always changing and we decide to update the set files every 4months based on new data and new test findings.

The backtestes were done using lot size 2 and a \$200,000 size account with prop firm rules, less than 5% drawdown daily loss.

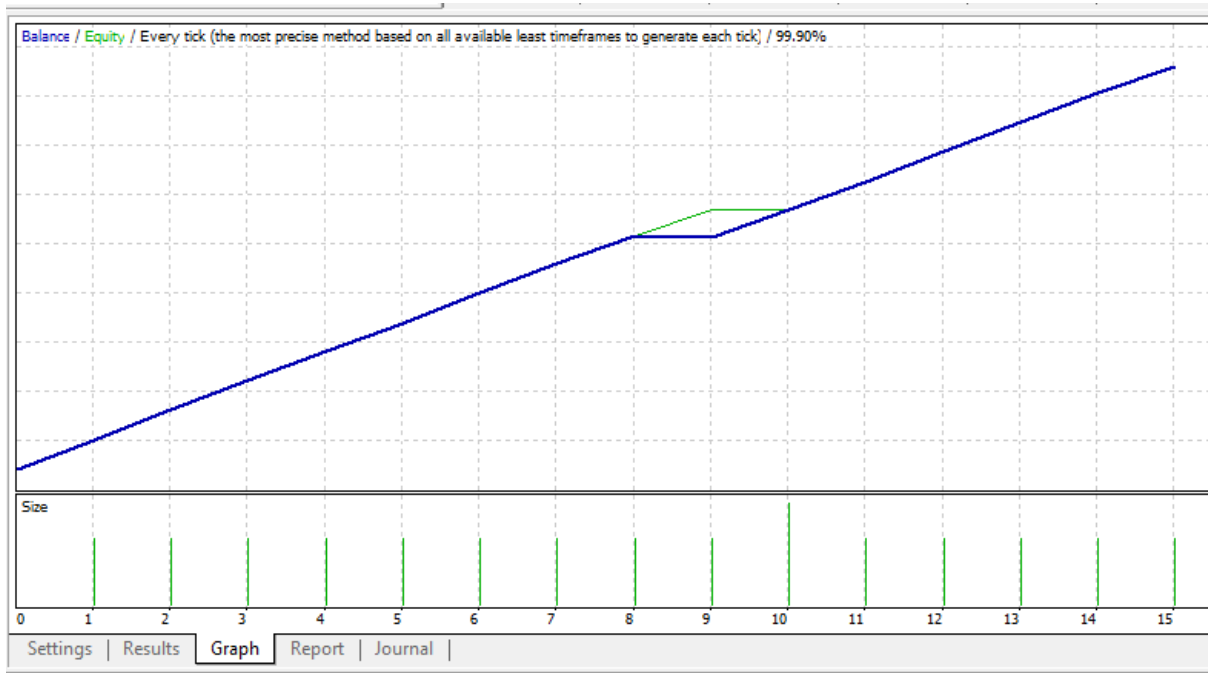


# Viper Sniper Leaderboard

This is our leaderboard where we are always uploading new tested set files with notes on how to use the set for optimal performance

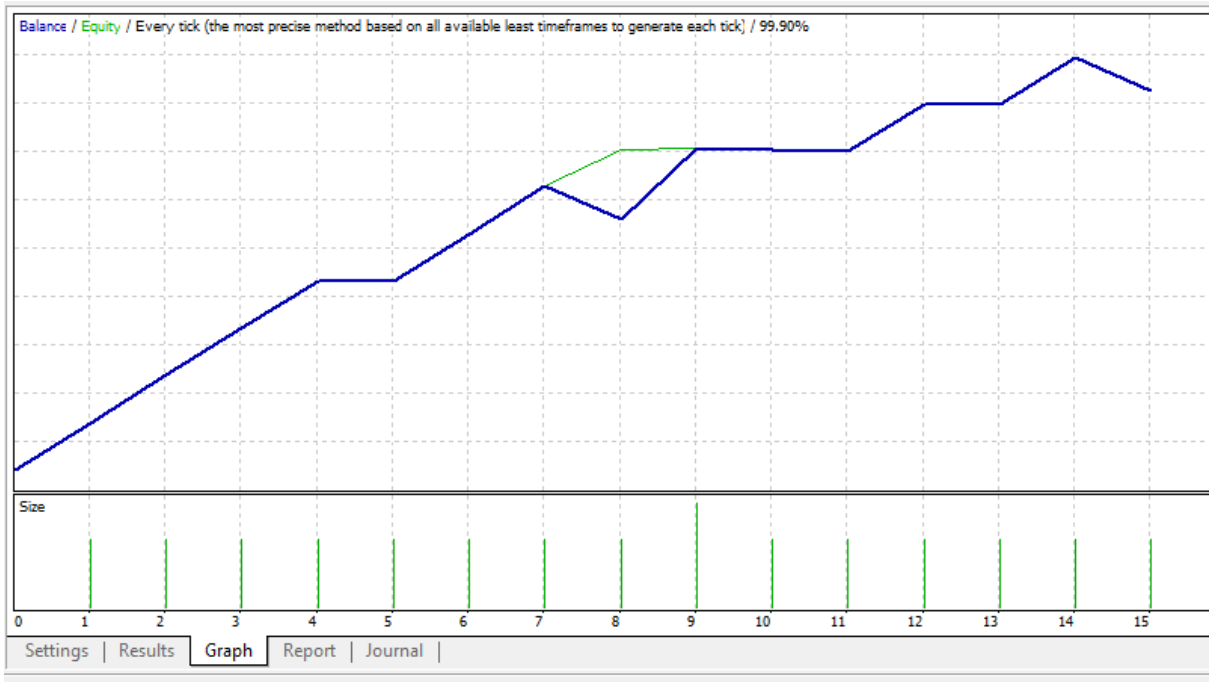
	A	B	C	D	E	F	G	H	I	J
1	<b>Viper Sniper EA Leaderboard</b>									
2	Reduce the lot size from 2 to 0.2 for long term success on live funded accounts.									
3	Pairs	Backtest Period	Drawdown	Profit	Gross Loss	Lot size	Timeframe	Set Files	Strategy Explained	
4										
5										
6	MAJOR	Jan 2023 to April 2023				2	1H	<a href="#">Challenge SETS</a>	This folder consist of set files for major tested pairs to pass you	
7										
8										
9										
10										
11										
12	EURUSD	Jan 2023 to April 2023	\$2,400	\$15,700	-\$1,780	2	1H	1H - EURUSD - SWING 60	SWING Trade with a TP of 60 pips	
13	EURUSD	Jan 2023 to April 2023	\$792	\$6,332	\$0	2	1H	<a href="#">1H - EURUSD - DAY</a>	Day trader strategy seek to profit and close quickly	
14	EURUSD	Jan 2023 to April 2023	\$3,702	\$15,411	\$2,382	2	1H	<a href="#">4H - EURUSD - SWING</a>	these trades will aim for a 120pips TP over a few days, this set	
15	EURUSD	May 2022 to August 2022				2	1H			
16										
17										
18										
19										
20										
21										
22	GBPUSD	Jan 2023 to April 2023	\$7,505	\$11,846	-\$1,400	2	1H	<a href="#">1H - GBPUSD - SWING</a>	This settings is the same swing setting with lower lot size for lo	
23	GBPUSD	Jan 2023 to April 2023				2	4H	<a href="#">4H - GBPUSD - SWING</a>		
24										
25										
26										
27										
28	XAUUSD	Jan 2023 to April 2023	\$2,858	\$8,869	-\$1,260	2	1H	<a href="#">1H - GOLD - DAY</a>	High Risk used to pass challenges in 3 weeks	
29	XAUUSD	Jan 2022 to April 2023				2		<a href="#">GOLD FOLDER</a>	Folder with gold set files that pass backtesting fro Jan2022 to /	
30										
31										
32										
33	USDCAD	Jan 2023 to April 2023				2	1H	1H - USDCAD - SWING		
34	USDCAD	Jan 2022 to Dec 2022	\$4,000	\$20,230	-\$2,752	2	15M	<a href="#">15M - USDCAD - ADX</a>	these set uses ADX for sniper entries	
35										
36										
37										
38										
39										
40										
41										
42										
43	AUDCAD	Jan 2023 to April 2023	\$7,519	\$8,473	-\$2,718	2	1H	<a href="#">1H - AUDCAD - SWING</a>		
44	AUDCAD	Jan 2021 to April 2023				0.2	1H	<a href="#">1H - AUDCAD - SWING_low</a>		
45	AUDCAD						1H	" "		
46	AUDCAD						1H	" "		

# EURUSD - January 2023 to April 2023



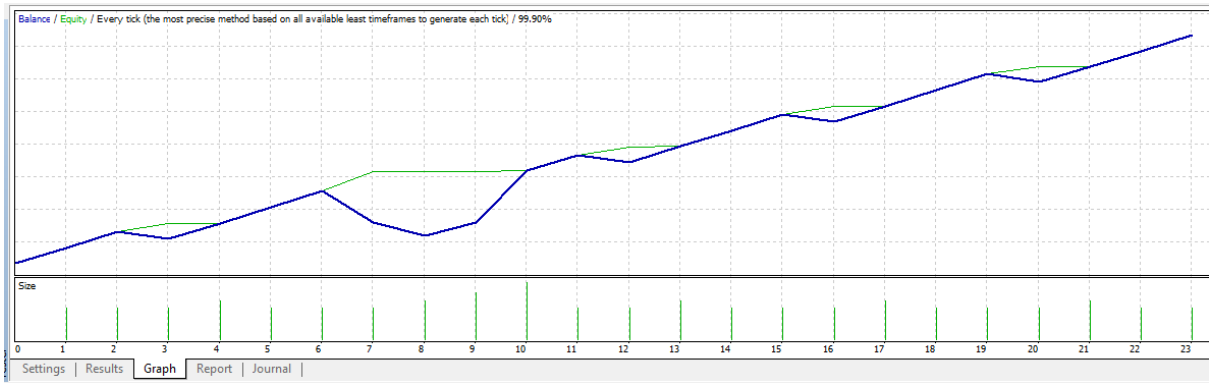
Bars in test	2139	Ticks modelled	1085762	Modelling quality	99.90%
Mismatched charts errors	0				
Initial deposit	200000.00			Spread	Variable
Total net profit	16102.00	Gross profit	16178.00	Gross loss	-76.00
Profit factor	212.87	Expected payoff	1073.47		
Absolute drawdown	568.00	Maximal drawdown	2631.00 (1.25%)	Relative drawdown	1.25% (2631.00)
Total trades	15	Short positions (won %)	6 (83.33%)	Long positions (won %)	9 (100.00%)
		Profit trades (% of total)	14 (93.33%)	Loss trades (% of total)	1 (6.67%)
	Largest	profit trade	1208.00	loss trade	-76.00
	Average	profit trade	1155.57	loss trade	-76.00
	Maximum	consecutive wins (profit in money)	8 (9362.00)	consecutive losses (loss in money)	1 (-76.00)
	Maximal	consecutive profit (count of wins)	9362.00 (8)	consecutive loss (count of losses)	-76.00 (1)
	Average	consecutive wins	7	consecutive losses	1

# AUDUSD - January 2023 to April 2023



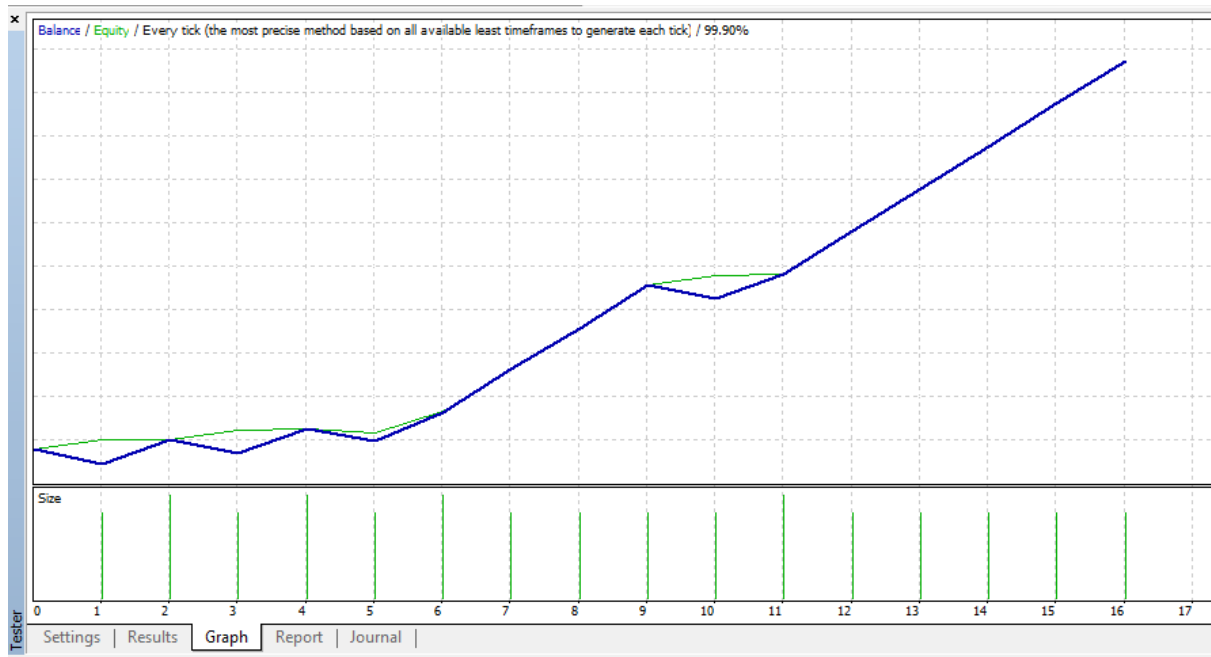
Bars in test	2139	Ticks modelled	7911346	Modelling quality	99.90%
Mismatched charts errors	0				
Initial deposit	200000.00			Spread	Variable
Total net profit	10563.00	Gross profit	11805.00	Gross loss	-1242.00
Profit factor	9.50	Expected payoff	528.15		
Absolute drawdown	158.00	Maximal drawdown	3584.50 (1.75%)	Relative drawdown	1.75% (3584.50)
Total trades	20	Short positions (won %)	4 (100.00%)	Long positions (won %)	16 (75.00%)
		Profit trades (% of total)	16 (80.00%)	Loss trades (% of total)	4 (20.00%)
	Largest	profit trade	2214.00	loss trade	-624.00
	Average	profit trade	737.81	loss trade	-310.50
	Maximum	consecutive wins (profit in money)	6 (4050.00)	consecutive losses (loss in money)	1 (-624.00)
	Maximal	consecutive profit (count of wins)	4050.00 (6)	consecutive loss (count of losses)	-624.00 (1)
	Average	consecutive wins	4	consecutive losses	1

# AUDCAD - January 2023 to April 2023



Bars in test	2139	Ticks modelled	12117466	Modelling quality	99.90%
Mismatched charts errors	0				
Initial deposit	200000.00			Spread	Variable
Total net profit	8427.70	Gross profit	11157.09	Gross loss	-2729.39
Profit factor	4.09	Expected payoff	366.42		
Absolute drawdown	4851.23	Maximal drawdown	7549.28 (3.72%)	Relative drawdown	3.72% (7549.28)
Total trades	23	Short positions (won %)	9 (77.78%)	Long positions (won %)	14 (71.43%)
		Profit trades (% of total)	17 (73.91%)	Loss trades (% of total)	6 (26.09%)
	Largest	profit trade	1888.18	loss trade	-1147.70
	Average	profit trade	656.30	loss trade	-454.90
	Maximum	consecutive wins (profit in money)	3 (2967.33)	consecutive losses (loss in money)	2 (-1636.39)
	Maximal	consecutive profit (count of wins)	2967.33 (3)	consecutive loss (count of losses)	-1636.39 (2)
	Average	consecutive wins	3	consecutive losses	1

## XAUUSD - January 2023 to April 2023



Bars in test	2003	Ticks modelled	14256197	Modelling quality	99.90%
Mismatched charts errors	0				
Initial deposit	200000.00			Spread	Variable
Total net profit	8869.56	Gross profit	10130.45	Gross loss	-1260.89
Profit factor	8.03	Expected payoff	554.35		
Absolute drawdown	2410.40	Maximal drawdown	2858.40 (1.43%)	Relative drawdown	1.43% (2858.40)
Total trades	16	Short positions (won %)	11 (72.73%)	Long positions (won %)	5 (80.00%)
		Profit trades (% of total)	12 (75.00%)	Loss trades (% of total)	4 (25.00%)
	Largest	profit trade	1002.00	loss trade	-336.00
	Average	profit trade	844.20	loss trade	-315.22
	Maximum	consecutive wins (profit in m...	6 (5440.72)	consecutive losses (loss in m...	1 (-336.00)
	Maximal	consecutive profit (count of ...	5440.72 (6)	consecutive loss (count of lo...	-336.00 (1)
	Average	consecutive wins	3	consecutive losses	1

Each pair is unique and each pair requires proper backtesting and settings development, we are always working to optimize the settings based on recent market data for optimal performance for all our users.

# LIVE RESULTS

Trade
↕

2 074.88 USD

Balance:	110 203.60
Equity:	112 278.48
Free margin:	99 833.28
Margin Level (%):	902.18
Margin:	12 445.20

Positions


<b>GBPJPYm, buy 5.00</b>	<b>1 037.44</b>
163.346 → 163.619	
<hr/>	
<b>GBPJPYm, buy 5.00</b>	<b>1 037.44</b>
163.346 → 163.619	

2023.04.06 01:05:45, Viper Sniper EA 3.00

S/L:	163.346	Swap:	0.00
T/P:	165.346	Taxes:	0.00
ID:	521620259	Commission:	0.00

Orders

<b>EURAUDm, sell stop</b>	<b>1.63384</b>
3.00 at 1.63172	



↕
👤
↗
📁
📄
💬

History
↕

All symbols

Profit:	2 517.26
Deposit:	200 000.00
Balance:	202 517.26

Balance

Balance	2023.05.14 09:35	200 000.00
---------	------------------	------------

<b>GBPUSD, buy 2.00</b>	<b>-6.00</b>
1.24946 → 1.24943	
<hr/>	
<b>USDCAD, buy 2.00</b>	<b>-344.48</b>
1.34928 → 1.34696	
<hr/>	
<b>USDCAD, buy 2.40</b>	<b>1 008.49</b>
1.34130 → 1.34696	

2023.05.16 16:11:11, Viper Sniper EA[tp]

S/L:	—	Swap:	0.00
T/P:	1.34693	Taxes:	0.00
ID:	530558015	Commission:	0.00

<b>AUDCAD, buy stop</b>	<b>2.00 at 0.89992</b>
<hr/>	
<b>AUDCAD, buy stop</b>	<b>2.00 at 0.89804</b>
<hr/>	
<b>AUDUSD, buy 2.00</b>	<b>600.00</b>
0.66395 → 0.66695	

2023.05.19 05:56:44, Viper Sniper EA 1.00[tp]

S/L:	0.66395	Swap:	0.00
T/P:	0.66695	Taxes:	0.00
ID:	531307185	Commission:	0.00

<b>AUDCAD, buy 2.00</b>	<b>373.25</b>
0.89644 → 0.89896	

↕
👤
↗
📁
📄
💬

History
↕

All symbols

Profit:	3 978.26
Deposit:	200 000.00
Balance:	203 978.26

Balance

Balance	2023.05.14 09:35:53	200 000.00
---------	---------------------	------------

<b>GBPUSD, buy 2.00</b>	<b>-6.00</b>
1.24946 → 1.24943	
<hr/>	
<b>USDCAD, buy 2.00</b>	<b>-344.48</b>
1.34928 → 1.34696	
<hr/>	
<b>USDCAD, buy 2.40</b>	<b>1 008.49</b>
1.34130 → 1.34696	

2023.05.19 15:36:37, Viper Sniper EA 1.00[tp]

S/L:	0.66395	Swap:	0.00
T/P:	0.66695	Taxes:	0.00
ID:	531307185	Commission:	0.00

<b>AUDCAD, buy 2.00</b>	<b>373.25</b>
0.89644 → 0.89896	
<hr/>	
<b>GBPUSD, buy 2.00</b>	<b>500.00</b>
1.24280 → 1.24530	
<hr/>	
<b>EURUSD, buy 2.00</b>	<b>398.00</b>
1.07960 → 1.08159	
<hr/>	
<b>AUDUSD, buy 2.00</b>	<b>-80.00</b>
0.65390 → 0.65350	
<hr/>	
<b>GBPUSD, buy 2.00</b>	<b>478.00</b>
1.23596 → 1.23835	

History
↕

All symbols

Profit:	5 676.26
Deposit:	200 014.94
Balance:	205 691.20

Balance

Balance	2023.05.14 09:35:53	200 000.00
---------	---------------------	------------

<b>GBPUSD, buy 2.00</b>	<b>-6.00</b>
1.24946 → 1.24943	
<hr/>	
<b>USDCAD, buy 2.00</b>	<b>-344.48</b>
1.34928 → 1.34696	
<hr/>	
<b>USDCAD, buy 2.40</b>	<b>1 008.49</b>
1.34130 → 1.34696	


2023.05.19 05:56:44, Viper Sniper EA 1.00[tp]

S/L:	0.66395	Swap:	0.00
T/P:	0.66695	Taxes:	0.00
ID:	531307185	Commission:	0.00

<b>AUDCAD, buy 2.00</b>	<b>373.25</b>
0.89644 → 0.89896	
<hr/>	
<b>GBPUSD, buy 2.00</b>	<b>500.00</b>
1.24280 → 1.24530	
<hr/>	
<b>EURUSD, buy 2.00</b>	<b>398.00</b>
1.07960 → 1.08159	
<hr/>	
<b>EURUSD, buy 2.00</b>	<b>-614.00</b>
1.07514 → 1.07207	
<hr/>	
<b>AUDUSD, buy 2.00</b>	<b>-80.00</b>
0.65390 → 0.65350	

↕
👤
↗
📁
📄
💬

## DemarHutchinson trader's profile



**DemarHutchinson**

Send Message

**Info**

Name: VibrancyFX

**Bio:**  
Damar is a professional EA optimizer who have worked with 100s of EAs backtesting and building set files. Damar now venture into EA development to fix the growing demand for sustainable EA to trade prop firms capital and provide long term profit.  
The Viper Sniper EA is not a get rich quick EA, it is an EA that will generate steady gains for users over time once using the correct settings and configurations.

**Trading style:**  
The Viper Sniper EA employs a swing trading approach to the market with unique features such as SL to entry and equity protection to protect your trading account from unexpected movements.

**Trading style:**  
The Viper Sniper EA employs a swing trading approach to the market with unique features such as SL to entry and equity protection to protect your trading account from unexpected movements.

**Motto:**  
Your Forex Success

Experience: More than 5 years

Location: -

Vouchers: 0

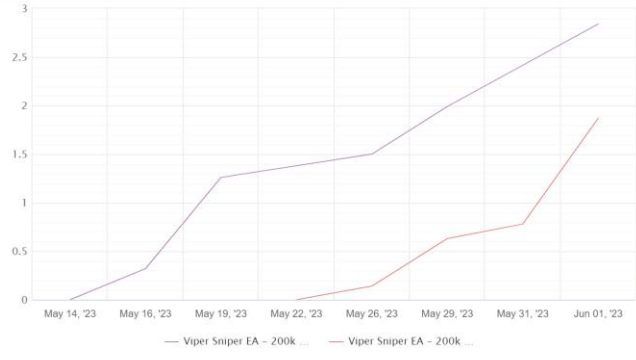
Registered: Mar 24 at 23:35

Blocked users: 0

**Recent DemarHutchinson's Activities**

The user hasn't posted yet.

**Chart**



**Systems by DemarHutchinson**

Name	Gain	Drawdown	Pips	Trading	Leverage	Type
Viper Sniper EA - 200k C...	2.84%	3.15%	229.7	Automated	1:100	Demo
Viper Sniper EA - 200k HI...	1.87%	3.15%	130.6	Automated	1:100	Demo

**Strategies**

Name	Gain	Drawdown	Pips	Performance
Viper Sniper EA - 200k HI...	1.87%	3.15%	130.6	Automated, 1:100, Demo

**Strategies**

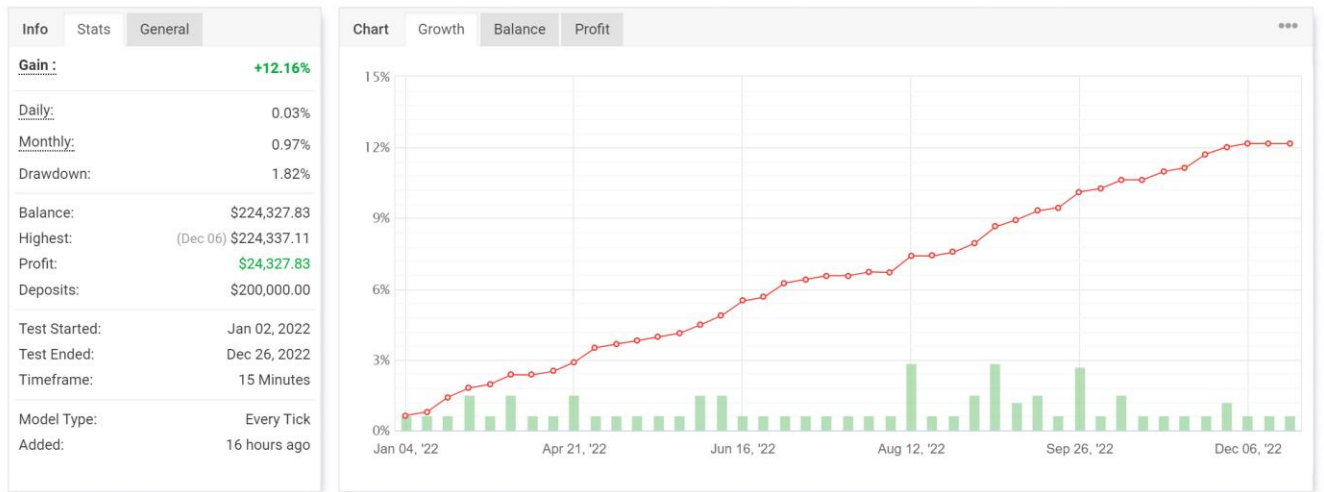
Name	Gain	Drawdown	Pips	Performance
ViperSniperEA_EURUSD	+4.91%	0.69	484.6	
ViperSniperEA_GOLD	+3.64%	1.16	6399.0	
ViperSniperEA_GBPJPY	+6.97%	1.75	868.4	
ViperSniperEA_USDJPY	+6.0%	2.11	758.9	
ViperSniperEA_EURGBP	+6.3%	1.81	409.4	
ViperSniperEA_USDCHF	+3.72%	1.59	342.0	
ViperSniperEA_AUDCAD	+4.26%	1.81	510.5	
ViperSniperEA_AUDUSD	+5.28%	1.75	421.2	
ViperSniperEA_EURCAD	+3.84%	1.37	369.6	
ViperSniperEA_EURAUD	+5.9%	1.36	810.5	
ViperSniperEA_NZDUSD	+3.97%	0.77	401.9	
ViperSniperEA_EURAUD	+19.67%	6.68	2650.1	
ViperSniperEA_AUDUSD	+8.27%	2.45	514.7	
ViperSniperEA_USDCAD	+8.8%	2.69	920.3	
ViperSniperEA_USDCAD_ADX	+12.16%	1.82	1281.4	
ViperSniperEA_GOLD	+20.94%	8.00	14765.0	

[Link to myfxbook profile](#)



The Viper Sniper works on all major pairs and cross pairs with a very high win rate, however the settings for each pair must be properly optimized for long term profitability because market conditions are always changing.

# MyFxbooks



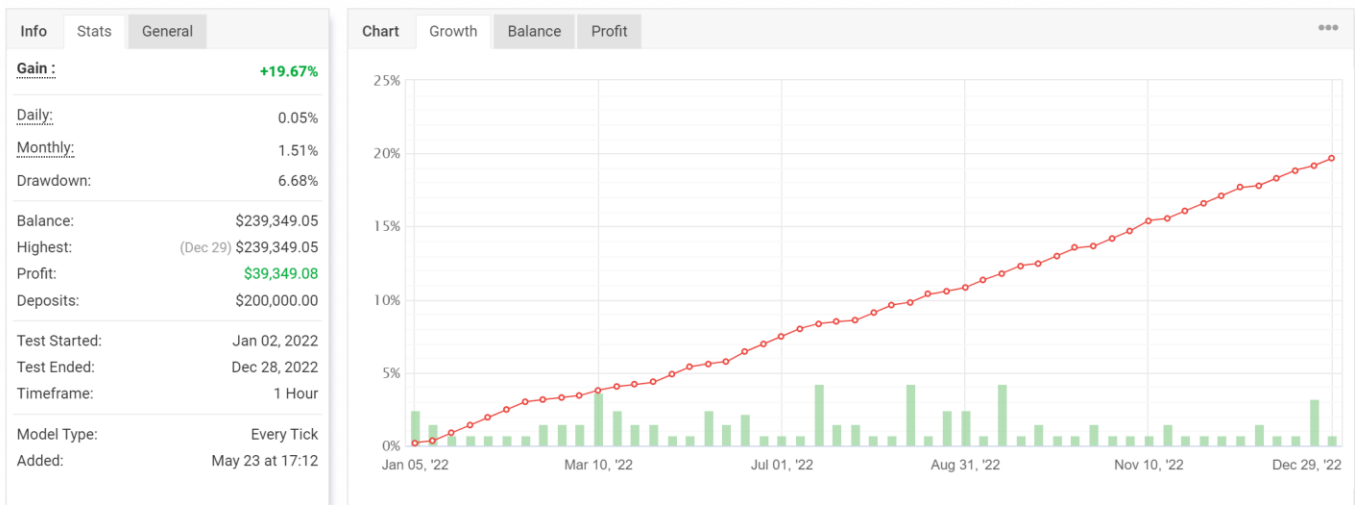
Advanced Statistics	Trades	Summary	Hourly	Daily	Risk of Ruin	Duration
Trades:	60	Longs Won:	(22/33) 66%	Profit Factor:	9.37	
Profitability:	<div style="width: 66%; height: 10px; background-color: green;"></div>	Shorts Won:	(21/27) 77%	Standard Deviation:	\$556.41	
Pips:	1,281.4	Best Trade (\$):	(Aug 12) 1,995.09	Sharpe Ratio	0.00	
Average Win:	34.00 pips / \$633.35	Worst Trade (\$):	(Aug 12) -710.30	Z-Score (Probability):	1.65 (90.10%)	
Average Loss:	-10.62 pips / -\$170.94	Best Trade (Pips):	(May 12) 80.5	Expectancy	21.4 Pips / \$405.46	
Lots:	136.00	Worst Trade (Pips):	(Aug 12) -43.8	AHPR:	0.19%	
Commissions:	0	Avg. Trade Length:	18h 11m	GHPR:	0.19%	

Trading Activity (60)												
Open Date	Close date	Symbol	Action	Lots	SL	TP	Open Price	Close Price	Pips	Profit	Duration	Change
12.27.2022 16:41	12.27.2022 18:57	USDCAD	Buy	2.00	1.4	1.4	1.35036	1.35035	-0.1	-1.48	2h 16m	0.00%



[Link to USD/CAD Results](#)

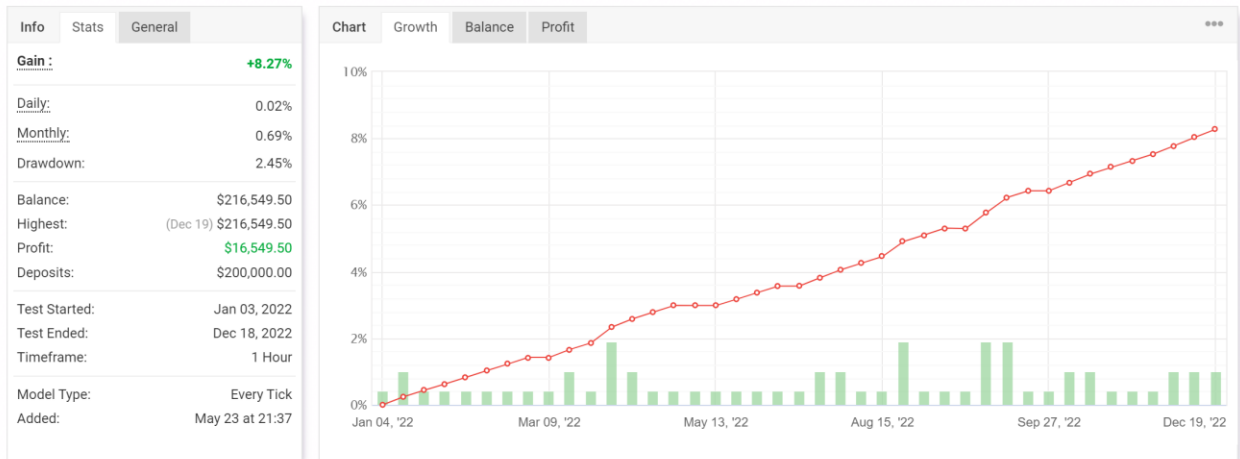




Advanced Statistics	Trades	Summary	Hourly	Daily	Risk of Ruin	Duration
Trades:	94	Longs Won:	(35/52) 67%	Profit Factor:	3.69	
Profitability:		Shorts Won:	(28/42) 66%	Standard Deviation:	\$737.63	
Pips:	2,650.1	Best Trade (\$):	(Mar 10) 1,703.51	Sharpe Ratio	0.00	
Average Win:	58.19 pips / \$857.16	Worst Trade (\$):	(Aug 17) -1,369.30	Z-Score (Probability):	1.40 (83.84%)	
Average Loss:	-32.76 pips / -\$472.66	Best Trade (Pips):	(Jul 11) 108.2	Expectancy	28.2 Pips / \$418.61	
Lots:	212.42	Worst Trade (Pips):	(Oct 03) -94.6	AHPR:	0.19%	
Commissions:	0	Avg. Trade Length:	1d	GHPR:	0.19%	



[Link to EURAUD Results](#)



Advanced Statistics	Trades	Summary	Hourly	Daily	Risk of Ruin	Duration
Trades:	59	Longs Won:	(25/43) 58%	Profit Factor:		3.64
Profitability:		Shorts Won:	(11/16) 68%	Standard Deviation:		\$597.25
Pips:	514.7	Best Trade (\$):	(Sep 13) 1,791.00	Sharpe Ratio		0.00
Average Win:	22.76 pips / \$633.82	Worst Trade (\$):	(Aug 22) -830.00	Z-Score (Probability):		0.67 (49.71%)
Average Loss:	-13.24 pips / -\$272.52	Best Trade (Pips):	(Sep 13) 39.8	Expectancy		8.7 Pips / \$280.50
Lots:	142.00	Worst Trade (Pips):	(Aug 22) -40.7	AHPR:		0.14%
Commissions:	0	Avg. Trade Length:	19h 5m	GHPR:		0.13%

Trading Activity (59)



[Link to AUDUSD Results](#)

## IMPORTANT

This EA was developed to manage prop firm accounts and generate consistent profit between 10% to 15% monthly. This is a software system and it is design to manage various market conditions based on the risk management settings the EA is not a get rich quick software but more of a consistent profit generator for traders who is looking for hands free solution to manage a funded account portfolio for long term success.

Each setting are unique and will impact your results, if you are customizing the settings ensure to backtest your new setting and demo test properly before running on a live account.

*Learn how to become a part of the Viper Sniper EA community below.*

[www.VibrancyFX.com/vipersniper](http://www.VibrancyFX.com/vipersniper)